

## Publish an about page

You never know how someone might find your blog – google search, twitter, facebook, or a link from somewhere else.

One of the first things a new visitor looks for is your ‘About’ page.

What’s included on an About Page does vary depending on the type of blog and its intended audience.

### About page on Class blogs

An About page on a Class blog is used to:

1. To provide information for your students, parents and families about the purpose of your class blog and how to use it.
2. To help your class connect with other classes in other locations and countries.

Below’s the type of information you might include on a Class blog ‘About’ page:

---

#### For students and parents

- What is a blog
- Reasons why you use a class blog
- About the teacher(s)
- How to connect with the blog such as subscribe to blog, comment on posts, guidelines for writing appropriate comments
- Teacher(s) contact details

#### To connect with other classes

- Country, state and town your class is located
  - Grade level, subject and age of students
  - The types of connections your class is interested in such as becoming blogging buddies, engaging in global projects
  - Type and size of school
  - Class or teacher contact details
- 

Check out the About pages on the following class blogs for ideas:

1. [Patterson’s Pack](#) (Grade 1)
2. [The Bird’s Nest](#) (Kindergarten/Grade 1)
3. [Mrs Hamman’s Class Blog](#) (Grade 3)
4. [Mr Salsich’s Class](#) (Grade 3)
5. [Mr Baldock’s Class](#) (Grade 3)
6. [4KM And 4KJ @ Leopold Primary School](#) (Grade 4)
7. [The Avery Bunch](#) (Grade 6)
8. [Huzzah](#) ( Grade 6/7)
9. [Mr Miller’s Classroom](#) (Grade 7 History)

### About page on Personal blog

The About page on a educator’s personal blog is all about letting people know who are you, what’s your interests

and what you write about.

Check out the About pages on the following blogs for ideas:

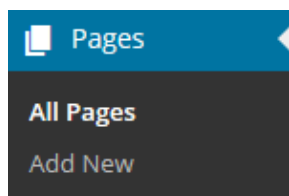
1. [Tracy Watanabe's About](#) page
2. [Shelly Sanchez Terrell's About](#) page
3. [Kathleen Morris's About](#) page
4. [Vicki Davis's About](#) page
5. [George Couros's About](#) page

## Creating your About page

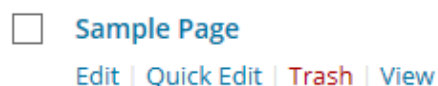
All newly created blogs come with a '**Sample page**' created. All you need to do is edit the 'Sample page' to change it into your About page

Here's how you create your About page:

1. Go to **Pages > All Pages**.

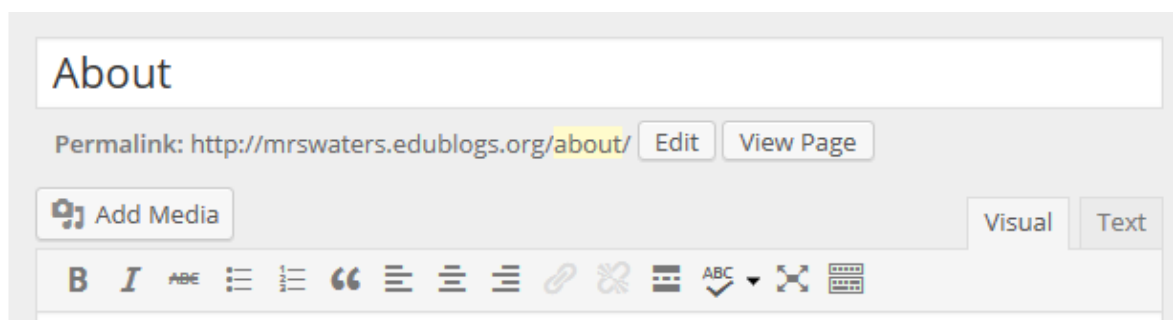


2. Hover your mouse over the Sample Page title to bring up the action menus.
3. Now click on **Edit**.



4. Change the title of your page from Sample Page to About page.
5. Edit the permalink to change it to about.

It should now look like this!



6. Now just add your about information.

About

Permalink: <http://mrswaters.edublogs.org/about/> [Edit](#) [View Page](#)

[Add Media](#) Visual Text

**B** *I* ABC ABC

Welcome to our class blog. We are a class of 30 students aged 9 to 10 years from a small school in Western Australia. Our teacher is Mrs Waters.

We use our blog to connect with our friends in classes around the World and to share what we do in class with our family.

7. When finished click **Update**.

Publish

[Preview Changes](#)

Status: **Published** [Edit](#)

Visibility: **Public** [Edit](#)

Published on: **01-Jan 4, 2013 @ 07:09**  
[Edit](#)

[Move to Trash](#) [Update](#)

Refer to [editing pages](#) support page for more details.

© 2015 [Edublogs Help and Support](#)